

पराग इषा चूल्हा

(एक गरम कहानी)

GLOSSARY :

DABBA - TIN CAN

GROSSARY :

THIS BOOKLET IS
GROSSLY DEFICIENT IN ARTICLES

PRE LEWD :

THIS BOOKLET ACCOMPANIES
YOU ON THE CREATION OF A

PARAG DABBA CHULHA ,


ESSENTIALLY AN ERRONOUS
REFERENCE TO A 'TOP-LIT-
UPDRAFT' STOVE OR A 'T-LUD'
(टी-लुड) WHICH STRICTLY
SPEAKING, IS A BAD NAME.



GET
BIG
DABBA

GET
SMALL
DABBA






TURN BIG DABBA
NB2IDE
DOWN...

AND MARK
'SMALL DABBA
(S.D.C.) ON
'BIG DABBA BASE'
(B.D.B.)







CUT THIS CIRCLE
WITH A SHARP BLADE
AND PUNCH HOLES
ALONG THE OTHER SIDE

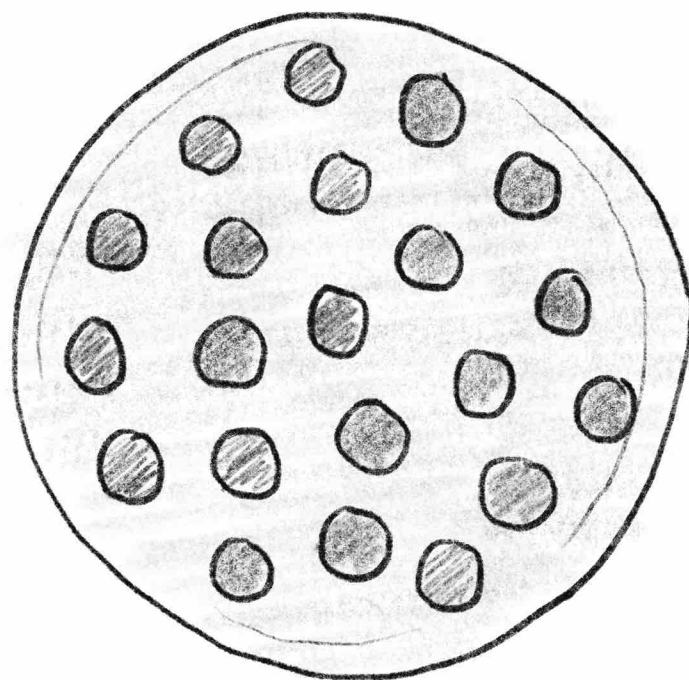
holes
&
holes



SMALL DABBA
RECEIVES A SIMILAR
TREATMENT ...
HOLES ALONG THE
TOP




BEFORE



SOON THEREAFTER

WHILE PEPPERING THE
BOTTOM TOO




SHOVE
SMALL DABBA
IN BIG DABBA,
THUS CREATING
A 'PARAG DABBA'*

PUSH IT DOWN
TO GET A
SNUG FIT





(* "DABBE MEIN DABBA, PARAG DABBA")
- ANCIENT INDIAN WISDOM

FILL THE
CHULHA TO THE
BRIM WITH
STICKS & TWIGS



AND LIGHT
THE FIRE
ON TOP OF THIS
WOODY PILE







THE
PARAG DABBA CHULHA
WILL KICK IN
AND YOU'LL
HAVE A
CLEAN, HAPPY
FIRE THAT
YOU CAN NOW
COOK ON!




APPENDIX

(I)




A CAN WITH HOLES
PUNCHED IN, CAN^{← PUN}
BE USED AS A
SPACER TO PLACE A
VESSEL ON TOP




THREE

PEBBLES

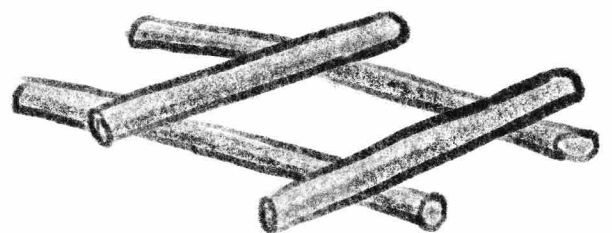


A LAB

TRIPOD



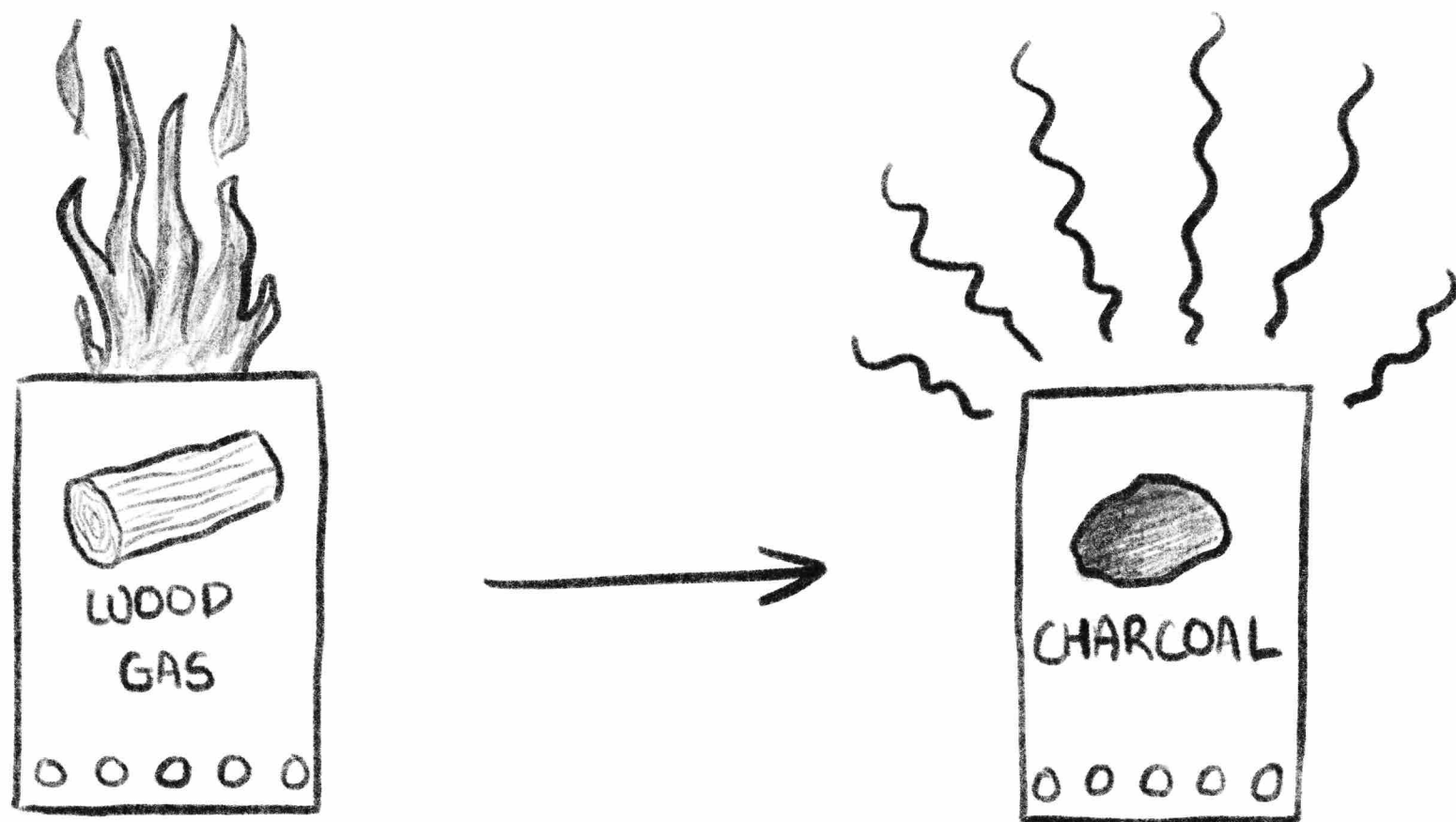
OR A BUNCH
OF METAL BARS



CAN ALSO WORK AS A SPACER

II

THE PARAG DABBA CHULHA BURNS IN TWO STAGES



FIRST THE WOOD GAS BURNS
LEAVING CHARCOAL BEHIND.


(YOU CAN STOP IT HERE AND
SAVE THE CHARCOAL FOR LATER)

THEN THE CHARCOAL TAKES
OVER LEAVING ASHES BEHIND.

DEEP VOICE → ASHES..


DEEPER VOICE → JUST ASHES...

III



Okay geeks,
check out the inner
beauty of the PARAG D.C.
in this hi-tech cut section.
As we light the C, the
cavity between the C, the D's is
heated up. This draws in,
warm air
ouraging
form,
oke,


pre-heats and throws in
into the zone of action
the 'unburnt fuel in gaseous
- also known as 'sm
to some -
reignite
means
cleaner
more effic



This
a
and
vent
more



burn (simply put,
maggi for less wood)
After the wood gas is enhan-
sted, the charcoal era begins.
This too continues to provide
heat from the red hot
coals, until we
are left
with



Ashes.

Just. Ashes.