


Let us tell you a  
story, One about the..



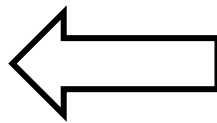
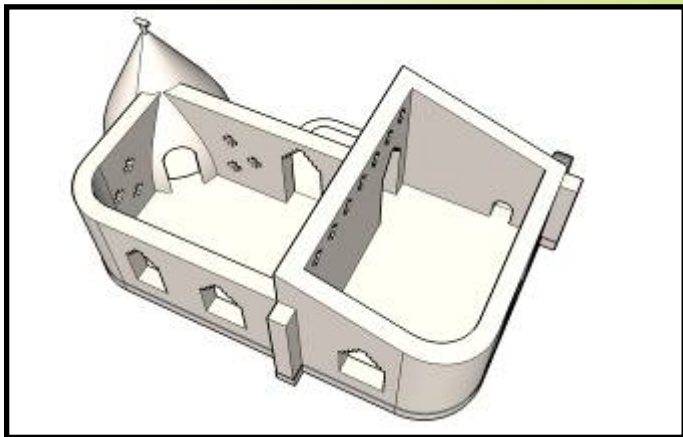

The Rocket &  
the Rabbit hole!!



We wanted two new classrooms in our school. So we slogged day and night to come up with what could be a nice classroom..

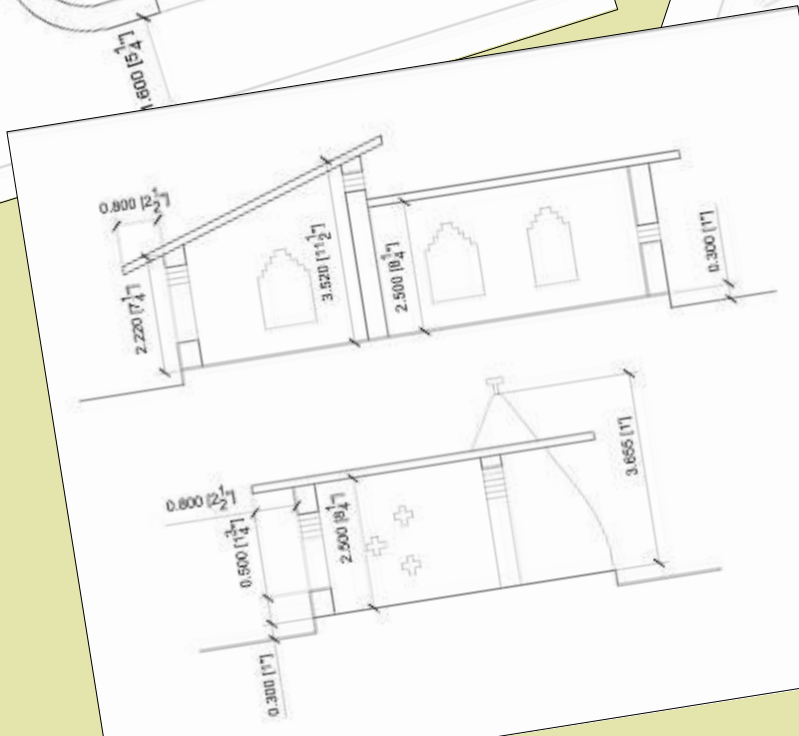
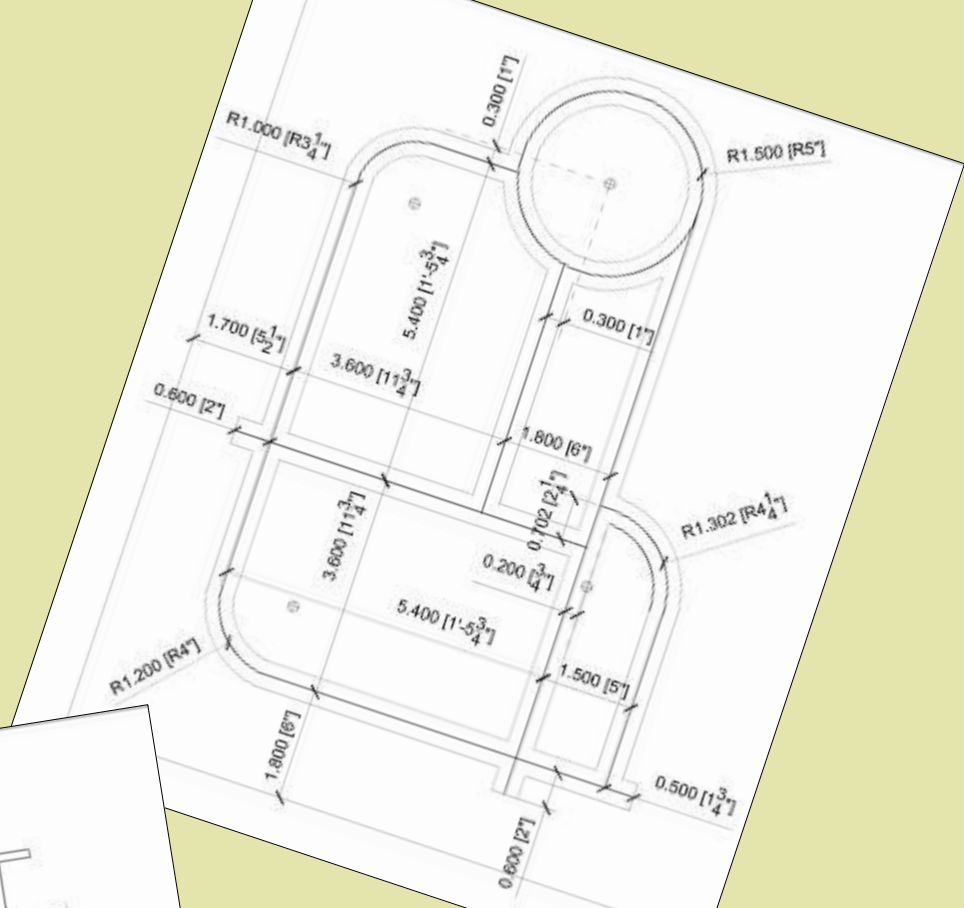
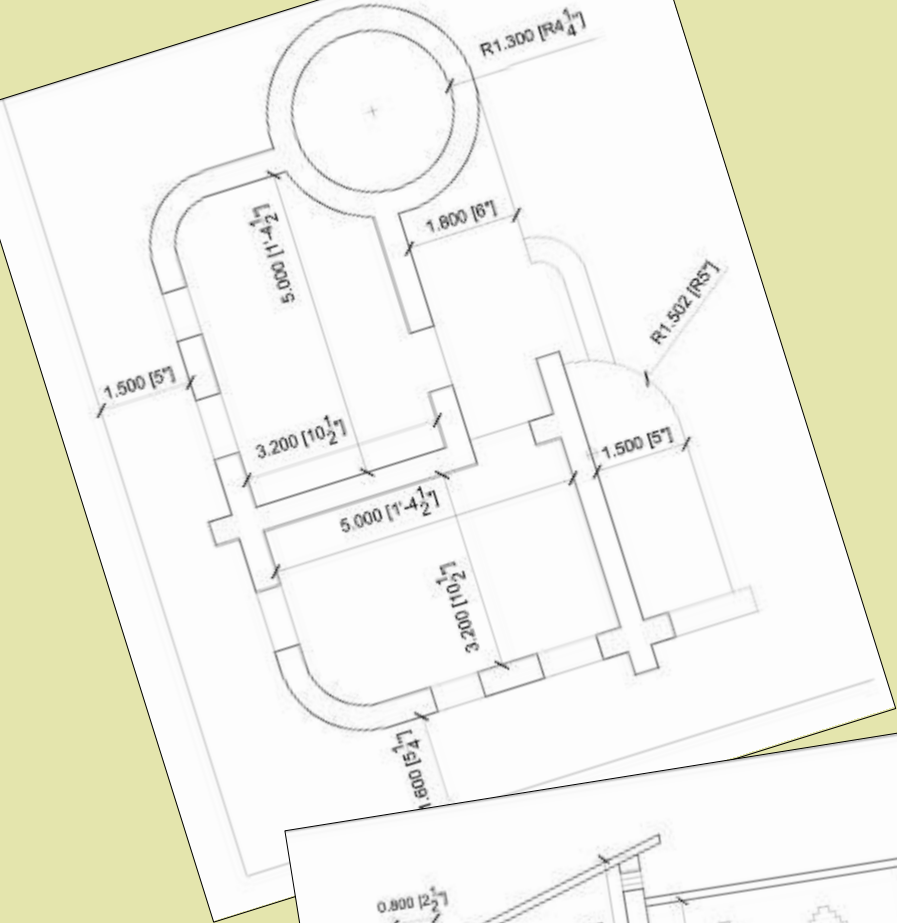


And we had lots of ideas too!



We mixed all of it  
to make  
something that  
looked like this!





We also had to make a few boring drawings without crayons or smudging! What a waste of paper!



So we started  
with a clean slate..





And then drew  
lines on it!!





We dug the trenches  
as marked..





And then built a  
stone plinth.





This is the mud we decided to use for construction. We got it from a few kilometers away from the school. By carrying out several tests, we found out that the clay content is around 35% and the sand was well graded. Good for us!



We also made a few sample bags to find the best earthbag mix..







Hi ma!

With everything in place, we started earthbaggin'!





Moisten the mud,  
Fill the bag..



Place the bag with  
the mouth folded



**TAMP!**

Let's do it again!!



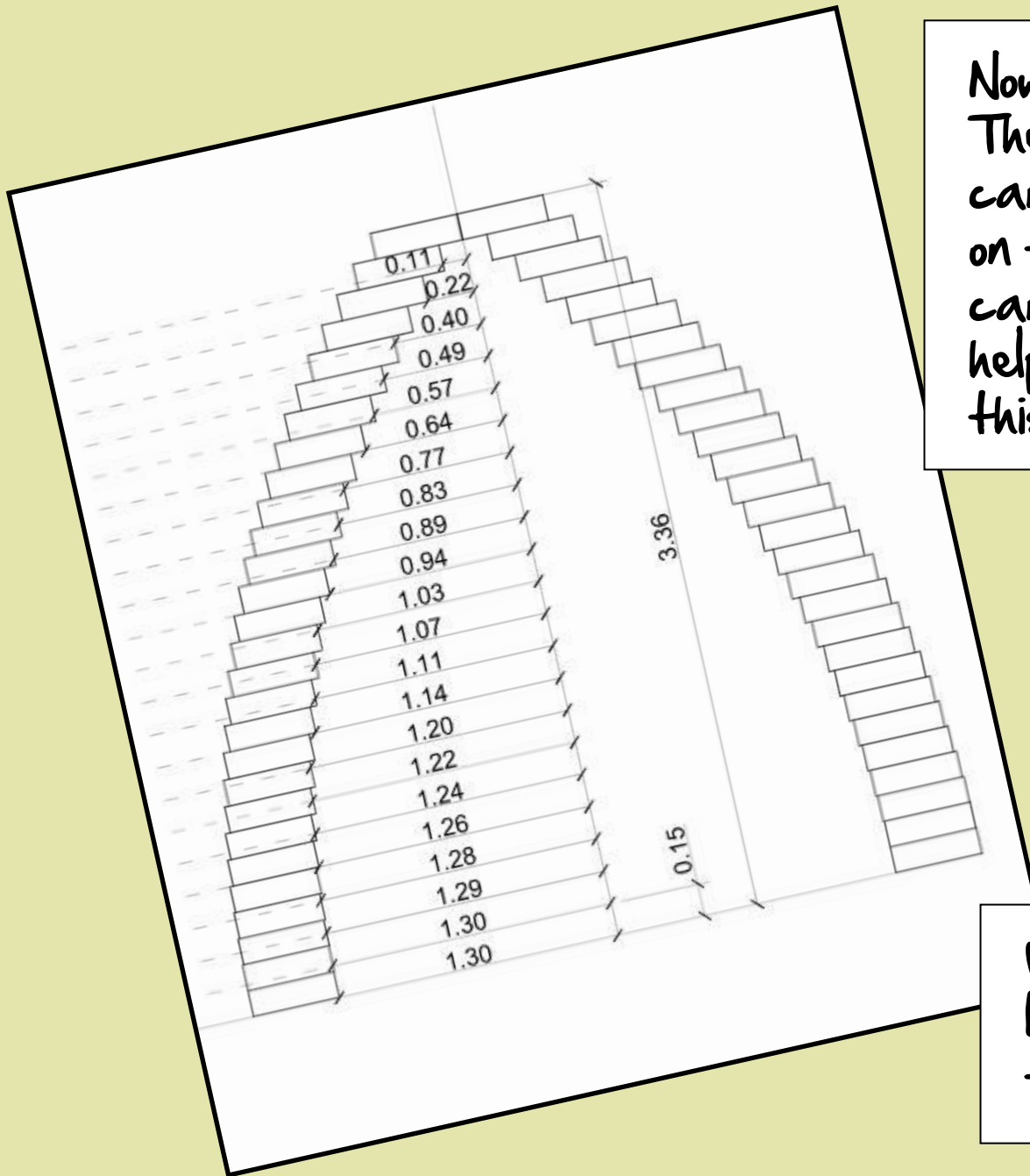
Hey don't forget  
the barbed wire  
between each  
course!!

And up we go!





And we keep going..



Now listen carefully..  
The earthbag dome  
can be built like rings  
on top of rings! You  
can do it with the  
help of a drawing like  
this one we made..

We used a central  
bamboo pole with a string  
to act as a guide..





And like the corbelled dome, the windows and doors can be stepped in. Don't worry, nothing's going to come down!





Seeing the dome  
come up is tons of  
fun!





Especially from  
inside it!



Ta daa!





We used cement  
plaster externally..





And mud plaster internally!



We also used different plaster mixes for the inside walls. We tried cooked flour, cottage cheese, whey and even (giggle) peepee!!





We even worked in a few rain showers..





Bright golden brown (that's what the manufacturer calls the shade..) with white highlights..





A bamboo roof with an old hoarding as waterproofing!

And now a quick  
recap..













And that's about it!

At any rate, I need to excuse myself.. Rabbits need to pee too!



For all the videos, visit : <http://www.youtube.com/antiismistix>



soar.hub@gmail.com